

Cooper Lighting Solutions Photometric Lab
1121 Highway 74 South
Peachtree City, GA 30269

Cooper Lighting Solutions Photometric Lab
1121 Highway 74 South
Peachtree City, GA 30269

Scaled data based on original data using
LM-79-08 Approved Method: Electrical and Photometric Measurements of Solid-
State Lighting Products

Test Report Prepared for
Cooper Lighting Solutions
(formerly Eaton)

Brand: STREETWORKS

Report Number: P892253

Luminaire Tested: **NVN-SA1C-740-U-T1**

Issue Date: 10/28/2024

Test Information

Test Method: LM-79-08
Report Number: P892253
TEST IS SCALED FROM IESNA LM-79-08 TEST DATA (G3-2011-042-5)
Test Lab: INNOVATIONS CENTER
Issue Date: 10/28/2024
Manufacturer: COOPER LIGHTING SOLUTIONS (FORMERLY EATON)
Product Line: STREETWORKS
Catalog Number: NVN-SA1C-740-U-T1
Description: NAVION ROADWAY AND AREA LUMINAIRE
(1) 70 CRI, 4000K, 1050mA LIGHTSQUARE WITH 16 LEDS AND TYPE I OPTICS
Light Source: -
Ballast/Driver: ELECTRONIC DRIVER

Summary

Lumens per Lamp: N/A
Luminaire Lumens: 7204 lumens
Efficiency: N/A
Efficacy: 122.1 lumens/watt
Luminous Opening: Rectangular (W 0.5' x L: 0.5' x H: 0')
IES Classification: Type I - Short
BUG Rating: B3 - U0 - G3

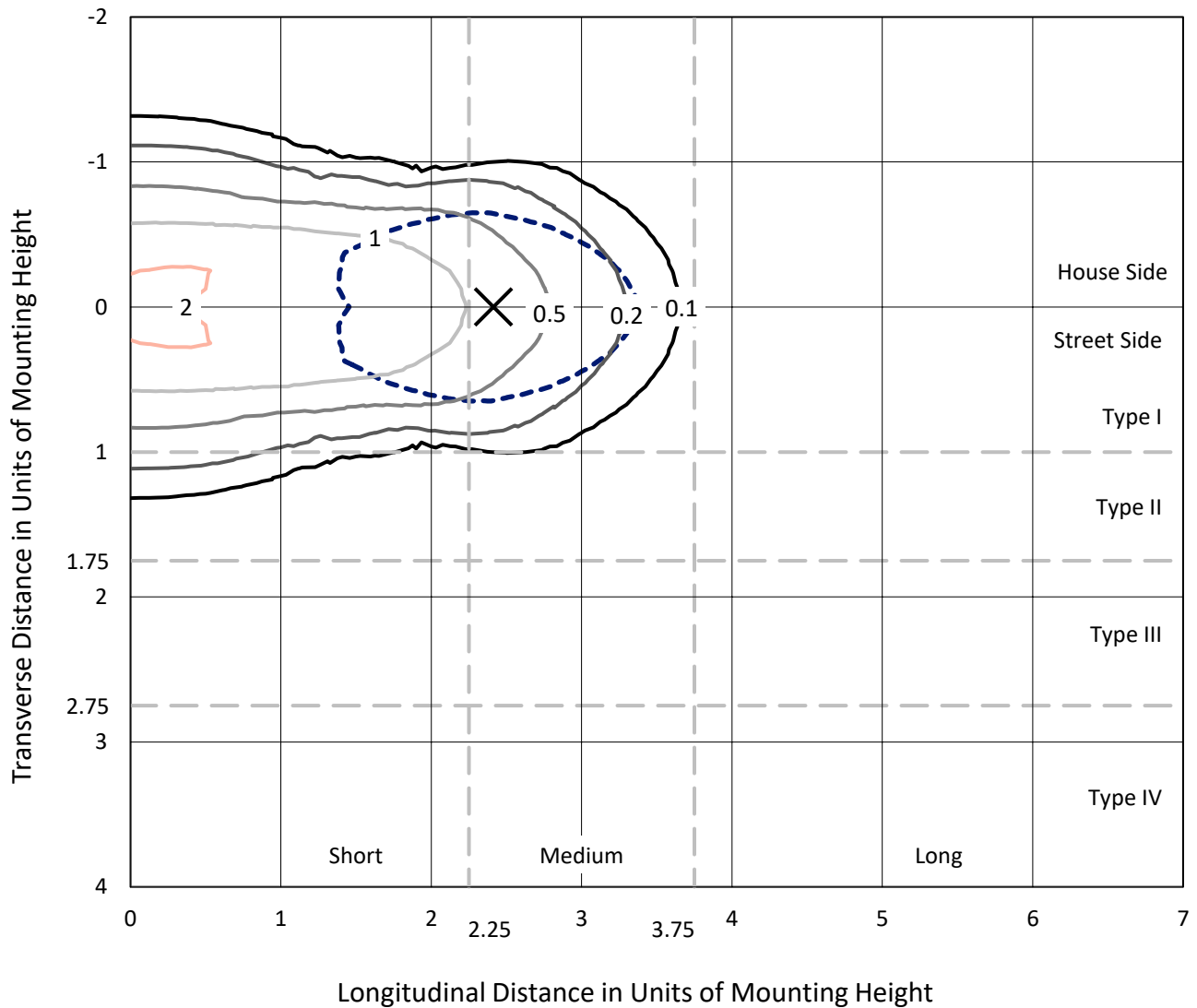
Input Watts (W): 59
Input Voltage (V): NR
Input Current (Ain): NR
Voltage Rise (V): NR
Power Factor: NR
Total Harmonic Distortion (THDi): NR
Frequency (hertz): 60
Stabilization Time: NR
Operation Time: NR
Ambient Temperature (°C): NR
Test Distance: 24 FT



REPORT NUMBER: P892253
 CATALOG NUMBER: NVN-SA1C-740-U-T1

Iso-Footcandle Lines of Horizontal Illumination

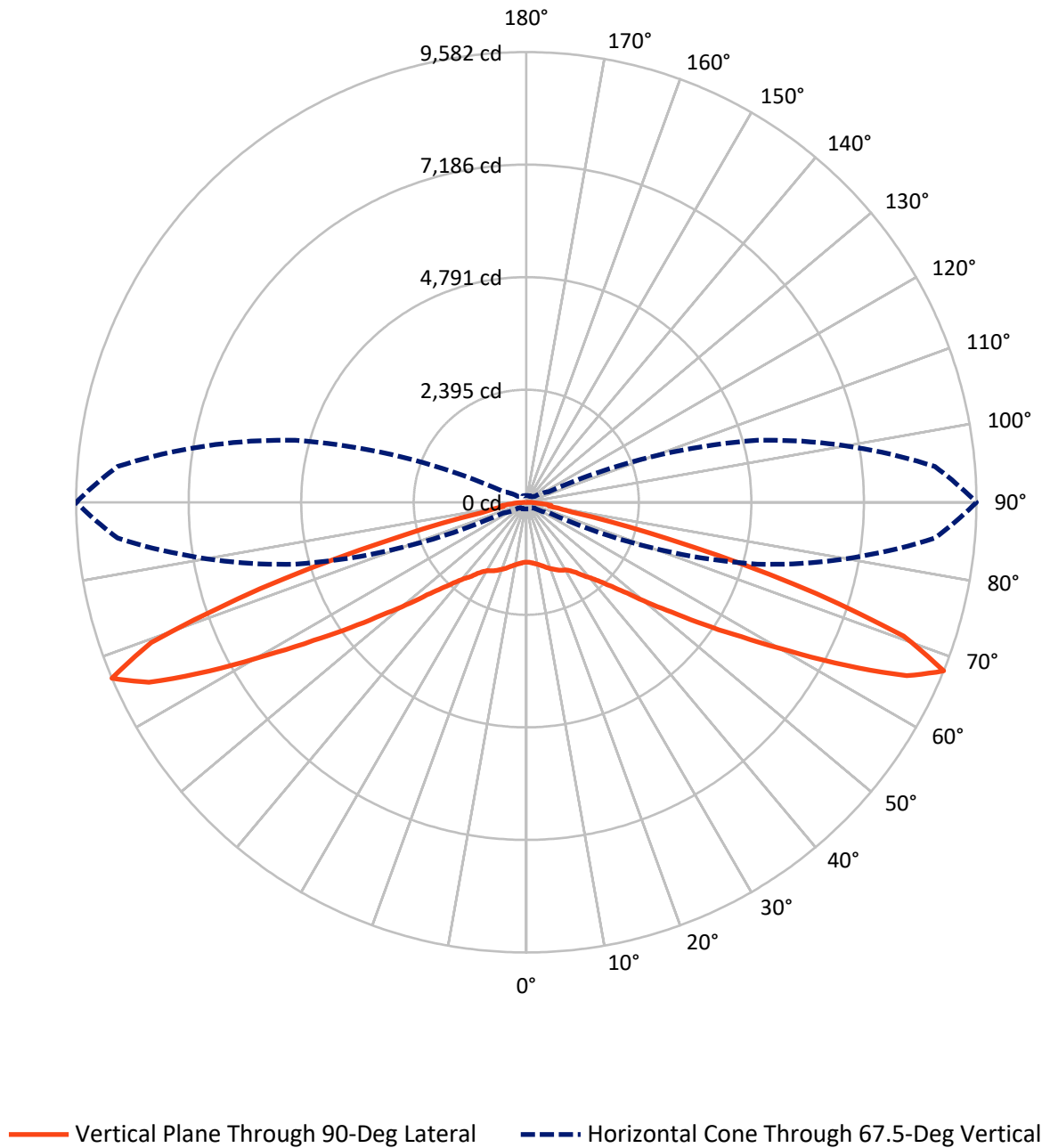
× Max cd
 - - - 1/2 Max cd



Based on 25 foot mounting height. Maximum calculated value = 2.1 fc
 Type I - Short - N/A

REPORT NUMBER: P892253
CATALOG NUMBER: NVN-SA1C-740-U-T1

Luminous Intensity Polar Plot



REPORT NUMBER: P892253
 CATALOG NUMBER: NVN-SA1C-740-U-T1

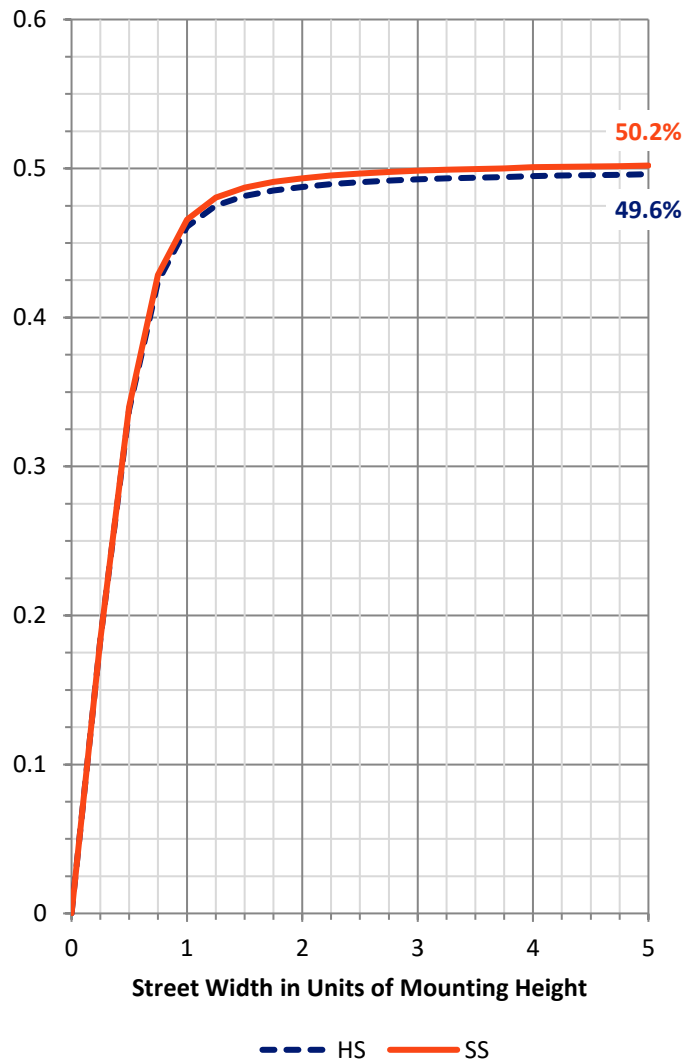
FLUX DISTRIBUTION:

| | | Downward | Upward | Total |
|--------------------|-----------|----------|--------|--------|
| House Side | Lumens | 3602.0 | 0.0 | 3602.0 |
| | % Fixture | 50.0 | 0.0 | 50.0 |
| Street Side | Lumens | 3602.0 | 0.0 | 3602.0 |
| | % Fixture | 50.0 | 0.0 | 50.0 |
| Total | Lumens | 7204.0 | 0.0 | 7204.0 |
| | % Fixture | 100.0 | 0.0 | 100.0 |

ZONAL LUMENS:

| Zone | Lumens | % Fixture |
|-----------|--------|-----------|
| 0°-10° | 127.1 | 1.8 |
| 10°-20° | 406.8 | 5.6 |
| 20°-30° | 680.9 | 9.5 |
| 30°-40° | 922.4 | 12.8 |
| 40°-50° | 1168.4 | 16.2 |
| 50°-60° | 1459.7 | 20.3 |
| 60°-70° | 1715.8 | 23.8 |
| 70°-80° | 656.4 | 9.1 |
| 80°-90° | 66.5 | 0.9 |
| 90°-100° | 0.0 | 0.0 |
| 100°-110° | 0.0 | 0.0 |
| 110°-120° | 0.0 | 0.0 |
| 120°-130° | 0.0 | 0.0 |
| 130°-140° | 0.0 | 0.0 |
| 140°-150° | 0.0 | 0.0 |
| 150°-160° | 0.0 | 0.0 |
| 160°-170° | 0.0 | 0.0 |
| 170°-180° | 0.0 | 0.0 |
| 0°-90° | 7204.0 | 100.0 |
| 0°-180° | 7204.0 | 100.0 |

Coefficient of Utilization



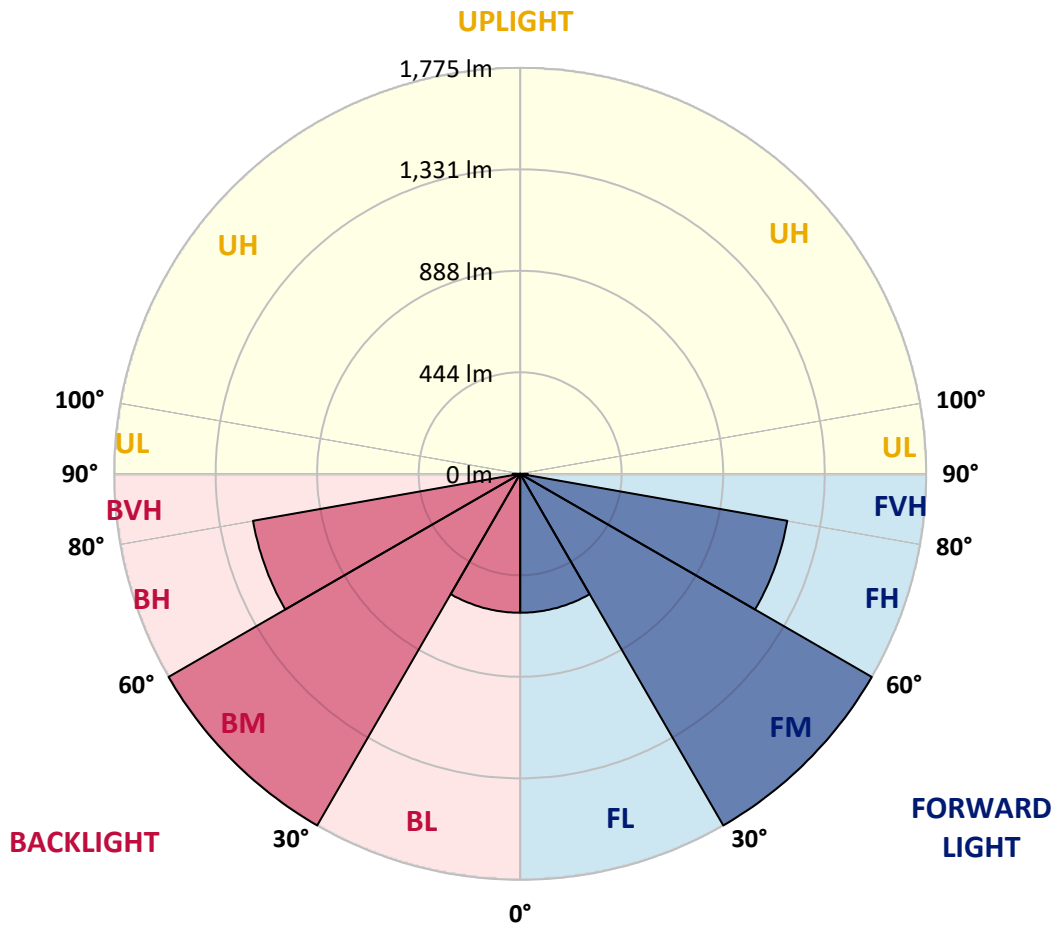
REPORT NUMBER: P892253
 CATALOG NUMBER: NVN-SA1C-740-U-T1

LUMINAIRE CLASSIFICATION SYSTEM LUMEN TABLE AND BUG RATING:

| Zone | Lumens | % Fixture | Zone Rating/Lumen Limit | | |
|----------------|--------|-----------|-------------------------|------|---------|
| | | | B | U | G |
| FL (0°-30°) | 607.4 | 8.4 | | | |
| FM (30°-60°) | 1775.3 | 24.6 | | | |
| FH (60°-80°) | 1186.1 | 16.5 | | | G1/1800 |
| FVH (80°-90°) | 33.2 | 0.5 | | | G1/100 |
| BL (0°-30°) | 607.4 | 8.4 | B2/1000 | | |
| BM (30°-60°) | 1775.3 | 24.6 | B2/2500 | | |
| BH (60°-80°) | 1186.1 | 16.5 | B3/2500 | | G3/2500 |
| BVH (80°-90°) | 33.2 | 0.5 | | | G1/100 |
| UL (90°-100°) | 0.0 | 0.0 | | U0/0 | |
| UH (100°-180°) | 0.0 | 0.0 | | U0/0 | |

BUG Rating: B3-U0-G3

Type I Short



REPORT NUMBER: P892253
 CATALOG NUMBER: NVN-SA1C-740-U-T1

CANDELA DISTRIBUTION (FULL):

| | 0° | 5° | 15° | 25° | 35° | 45° | 55° | 65° | 75° | 85° | 90° |
|-------|--------|--------|--------|--------|--------|--------|--------|--------|--------|--------|--------|
| 0° | 1275.3 | 1275.3 | 1275.3 | 1275.3 | 1275.3 | 1275.3 | 1275.3 | 1275.3 | 1275.3 | 1275.3 | 1275.3 |
| 2.5° | 1291.7 | 1290.9 | 1291.3 | 1290.9 | 1292.1 | 1291.3 | 1286.5 | 1282.5 | 1279.3 | 1279.7 | 1278.5 |
| 5° | 1319.2 | 1319.6 | 1320.0 | 1318.0 | 1320.8 | 1319.2 | 1311.6 | 1305.3 | 1298.9 | 1296.5 | 1295.7 |
| 7.5° | 1342.0 | 1343.9 | 1345.1 | 1347.1 | 1351.9 | 1351.9 | 1347.9 | 1338.8 | 1324.8 | 1316.8 | 1316.4 |
| 10° | 1364.7 | 1366.3 | 1369.9 | 1376.3 | 1384.2 | 1391.8 | 1390.2 | 1377.9 | 1359.9 | 1346.3 | 1343.1 |
| 12.5° | 1372.7 | 1374.7 | 1386.6 | 1405.0 | 1422.9 | 1437.7 | 1437.7 | 1427.7 | 1404.6 | 1383.8 | 1377.9 |
| 15° | 1344.7 | 1348.3 | 1369.9 | 1409.0 | 1456.0 | 1488.4 | 1495.5 | 1481.6 | 1456.8 | 1424.9 | 1417.7 |
| 17.5° | 1289.3 | 1298.1 | 1329.6 | 1387.4 | 1465.6 | 1532.6 | 1553.4 | 1546.6 | 1514.7 | 1474.0 | 1465.6 |
| 20° | 1229.9 | 1239.4 | 1272.9 | 1349.5 | 1457.6 | 1558.6 | 1618.8 | 1620.4 | 1580.9 | 1521.9 | 1509.5 |
| 22.5° | 1164.4 | 1171.6 | 1214.7 | 1304.5 | 1433.7 | 1564.5 | 1675.0 | 1702.6 | 1649.1 | 1569.7 | 1552.2 |
| 25° | 1091.0 | 1099.0 | 1144.1 | 1241.0 | 1388.6 | 1557.8 | 1726.5 | 1787.1 | 1720.5 | 1620.8 | 1598.5 |
| 27.5° | 1020.8 | 1024.0 | 1072.3 | 1170.8 | 1329.2 | 1540.2 | 1764.4 | 1864.9 | 1799.5 | 1663.1 | 1634.8 |
| 30° | 953.4 | 961.0 | 1003.7 | 1101.0 | 1261.0 | 1505.9 | 1797.1 | 1953.5 | 1884.5 | 1707.4 | 1671.1 |
| 32.5° | 882.0 | 891.2 | 937.5 | 1036.0 | 1192.8 | 1454.4 | 1817.1 | 2050.4 | 2003.0 | 1779.2 | 1740.5 |
| 35° | 813.4 | 819.4 | 866.0 | 961.8 | 1126.1 | 1394.6 | 1820.6 | 2159.7 | 2155.7 | 1888.1 | 1836.6 |
| 37.5° | 743.2 | 752.0 | 799.0 | 890.8 | 1055.5 | 1331.2 | 1802.7 | 2275.8 | 2340.0 | 2039.3 | 1983.8 |
| 40° | 675.8 | 683.3 | 729.6 | 822.2 | 975.3 | 1253.8 | 1760.0 | 2381.9 | 2555.1 | 2194.8 | 2116.2 |
| 42.5° | 602.4 | 604.4 | 655.0 | 749.2 | 896.8 | 1164.0 | 1698.6 | 2476.5 | 2794.8 | 2403.5 | 2305.7 |
| 45° | 519.0 | 524.2 | 571.2 | 663.8 | 806.6 | 1063.5 | 1615.2 | 2554.7 | 3098.8 | 2692.7 | 2559.4 |
| 47.5° | 435.6 | 440.0 | 483.1 | 574.4 | 708.1 | 948.2 | 1486.8 | 2623.3 | 3410.7 | 3060.1 | 2885.4 |
| 50° | 354.2 | 356.6 | 391.7 | 472.7 | 597.2 | 827.0 | 1327.6 | 2645.2 | 3763.4 | 3580.3 | 3357.3 |
| 52.5° | 280.0 | 283.6 | 310.4 | 373.8 | 478.7 | 683.7 | 1155.7 | 2591.0 | 4175.0 | 4197.0 | 3882.6 |
| 55° | 227.0 | 228.2 | 248.1 | 294.8 | 374.2 | 533.7 | 948.2 | 2439.8 | 4617.8 | 4987.2 | 4586.3 |
| 57.5° | 195.5 | 196.3 | 207.4 | 233.4 | 288.0 | 402.5 | 735.6 | 2153.7 | 5015.6 | 5913.1 | 5397.7 |
| 60° | 177.5 | 177.9 | 184.3 | 199.5 | 228.2 | 308.8 | 527.0 | 1750.0 | 5408.1 | 6943.5 | 6406.2 |
| 62.5° | 166.3 | 166.3 | 170.7 | 179.1 | 193.1 | 237.0 | 381.8 | 1262.6 | 5677.0 | 7989.1 | 7649.2 |
| 65° | 155.6 | 155.6 | 158.8 | 164.8 | 172.3 | 193.9 | 282.0 | 823.4 | 5670.2 | 8750.6 | 8899.4 |
| 67.5° | 143.2 | 143.2 | 145.6 | 151.6 | 156.0 | 166.7 | 217.8 | 539.3 | 5093.4 | 8733.9 | 9581.5 |
| 70° | 128.5 | 128.5 | 131.6 | 136.8 | 140.4 | 147.2 | 171.9 | 369.0 | 3741.8 | 7457.3 | 8521.2 |
| 72.5° | 113.7 | 114.1 | 116.1 | 121.3 | 124.1 | 128.1 | 142.8 | 258.5 | 2295.4 | 5077.8 | 5958.2 |
| 75° | 97.3 | 98.1 | 100.1 | 105.3 | 107.7 | 109.3 | 120.5 | 184.3 | 1161.2 | 2737.8 | 3117.1 |
| 77.5° | 78.6 | 80.2 | 81.4 | 87.0 | 88.6 | 91.0 | 99.3 | 133.2 | 509.8 | 983.7 | 992.5 |
| 80° | 57.4 | 59.4 | 63.0 | 68.2 | 69.4 | 71.0 | 75.8 | 94.5 | 231.0 | 449.2 | 487.9 |
| 82.5° | 42.3 | 45.1 | 40.7 | 47.5 | 47.5 | 45.5 | 53.5 | 63.4 | 106.1 | 444.8 | 532.2 |
| 85° | 23.1 | 23.5 | 21.1 | 24.3 | 25.9 | 25.5 | 28.3 | 31.1 | 51.5 | 296.8 | 306.0 |
| 87.5° | 5.6 | 6.0 | 6.4 | 7.6 | 9.2 | 9.2 | 10.0 | 8.8 | 16.8 | 96.1 | 55.1 |
| 90° | 0.0 | 0.0 | 0.0 | 0.0 | 0.0 | 0.0 | 0.0 | 0.0 | 0.0 | 0.0 | 0.0 |

LM-79-08: Approved Method: Electrical and Photometric Measurements of Solid-
State Lighting Products

Report Prepared for

Cooper Lighting Solutions

MCGRAW, INVUE, LUMARK AND STREETWORKS

DATA VALID FOR LUMINAIRES UTILIZING SA LIGHT ENGINES

Report Number: SP1-2101-121-2

Luminaire Tested: IFLD-S-SA2A-740-U-T3R-HSS

Test Date: 03/05/2021

Test Information

Test Method: LM-79-08
 Report Number: SP1-2101-121-2
 Test Lab: COOPER LIGHTING SOLUTIONS
 Photometer: SP1
 Measurement Geometry: 4π
 Issue Date: 03/05/2021
 Manufacturer: COOPER LIGHTING SOLUTIONS (FORMERLY EATON)
 Product Line: STREETWORKS
 Catalog Number: **IFLD-S-SA2A-740-U-T3R-HSS**
 Description: STREETWORKS INF FLOOD

SHIELD, DRIVER PROGRAMMED @ 615mA.

Spectral Parameters

| | | | | | |
|---------------------------|---------|-----------|------|------|-------|
| CCT (K): | 3905 | CRI (Ra): | 71.2 | R9: | -29.7 |
| CIE u': | 0.2273 | R1: | 68.9 | R10: | 46.2 |
| CIE v': | 0.5024 | R2: | 77.0 | R11: | 68.8 |
| Duv: | -0.0008 | R3: | 84.0 | R12: | 45.6 |
| CIE x: | 0.3841 | R4: | 71.6 | R13: | 69.5 |
| CIE y: | 0.3774 | R5: | 68.9 | R14: | 90.7 |
| CIE z: | 0.2385 | R6: | 68.3 | | |
| Peak Wavelength (nm): | 443 | R7: | 78.7 | | |
| Dominant Wavelength (nm): | 579 | R8: | 52.2 | | |
| Purity: | 28.7 | | | | |
| Rf: | 71.7 | | | | |
| Rg: | 96.9 | | | | |



Test Conditions

Stabilization Time: 211M
 Operation Time: 12H
 Room Temperature (°C) / RH%: 24.8/312%
 Sphere Temperature (°C): 24.1

REPORT NUMBER: SP1-2101-121-2

| Measurement and Test Equipment | | | |
|--------------------------------|-----------------------|------------------|----------------------|
| Instrument | Identification Number | Calibration Date | Calibration Due Date |
| Photometer | IN0058 | 1/31/2021 | 7/31/2021 |
| Power Meter | IN0071 | 12/1/2020 | 12/1/2021 |
| AC Power Source | IN0063 | 12/1/2020 | 12/1/2021 |
| DC Power Source | IN0208 | 12/1/2020 | 12/1/2021 |
| Sphere Thermometer | IN0085 | 12/1/2020 | 12/1/2021 |
| Room Thermometer | IN0046 | 12/1/2020 | 12/1/2021 |

REPORT NUMBER: SP1-2101-121-2

CIE 1931 Chromaticity Diagram



CIE 1931 Chromaticity Diagram with 2017 ANSI 7-Step and 4-Step Quadrangles



CCT = 3905K
 CIE x = 0.3841
 CIE y = 0.3774
 Duv = -0.0008

Point lies inside the ANSI 4000K 4-step quadrangle

REPORT NUMBER: SP1-2101-121-2

Photopic Flux vs. Wavelength



#####

| λ (nm) | Power (µW/nm) | Lumens (φ/nm) | λ (nm) | Power (µW/nm) | Lumens (φ/nm) | λ (nm) | Power (µW/nm) | Lumens (φ/nm) | λ (nm) | Power (µW/nm) | Lumens (φ/nm) | λ (nm) | Power (µW/nm) | Lumens (φ/nm) |
|--------|---------------|---------------|--------|---------------|---------------|--------|---------------|---------------|--------|---------------|---------------|--------|---------------|---------------|
| 360 | 2304 | 0.0 | 490 | 19043 | 2.7 | 620 | 97577 | 25.4 | 750 | 4830 | 0.0 | 880 | 3505 | 0.0 |
| 365 | 2150 | 0.0 | 495 | 26606 | 4.8 | 625 | 90158 | 19.9 | 755 | 4664 | 0.0 | 885 | 2991 | 0.0 |
| 370 | 2146 | 0.0 | 500 | 36376 | 8.0 | 630 | 82240 | 14.9 | 760 | 4006 | 0.0 | 890 | 2327 | 0.0 |
| 375 | 2332 | 0.0 | 505 | 47714 | 13.3 | 635 | 74361 | 11.2 | 765 | 3715 | 0.0 | 895 | 2775 | 0.0 |
| 380 | 2527 | 0.0 | 510 | 58741 | 20.2 | 640 | 66994 | 8.0 | 770 | 3696 | 0.0 | 900 | 2141 | 0.0 |
| 385 | 2304 | 0.0 | 515 | 68716 | 28.5 | 645 | 60405 | 5.8 | 775 | 3117 | 0.0 | 905 | 2421 | 0.0 |
| 390 | 2064 | 0.0 | 520 | 77136 | 37.4 | 650 | 53806 | 3.9 | 780 | 3062 | 0.0 | 910 | 2200 | 0.0 |
| 395 | 1856 | 0.0 | 525 | 83567 | 44.9 | 655 | 47610 | 2.7 | 785 | 2907 | 0.0 | 915 | 2716 | 0.0 |
| 400 | 1856 | 0.0 | 530 | 89283 | 52.6 | 660 | 42018 | 1.8 | 790 | 2655 | 0.0 | 920 | 2656 | 0.0 |
| 405 | 2374 | 0.0 | 535 | 94097 | 58.4 | 665 | 36742 | 1.2 | 795 | 2467 | 0.0 | 925 | 2671 | 0.0 |
| 410 | 4084 | 0.0 | 540 | 96845 | 63.1 | 670 | 32105 | 0.7 | 800 | 2609 | 0.0 | 930 | 3292 | 0.0 |
| 415 | 8543 | 0.0 | 545 | 100829 | 67.1 | 675 | 27946 | 0.5 | 805 | 2293 | 0.0 | 935 | 3188 | 0.0 |
| 420 | 18394 | 0.1 | 550 | 105648 | 71.8 | 680 | 24146 | 0.3 | 810 | 2188 | 0.0 | 940 | 1997 | 0.0 |
| 425 | 37987 | 0.2 | 555 | 110017 | 75.1 | 685 | 21191 | 0.2 | 815 | 2386 | 0.0 | 945 | 2623 | 0.0 |
| 430 | 67605 | 0.5 | 560 | 114586 | 77.9 | 690 | 18544 | 0.1 | 820 | 2712 | 0.0 | 950 | 2969 | 0.0 |
| 435 | 102160 | 1.2 | 565 | 118987 | 79.1 | 695 | 16058 | 0.1 | 825 | 2473 | 0.0 | 955 | 2277 | 0.0 |
| 440 | 135103 | 2.1 | 570 | 122326 | 79.5 | 700 | 14133 | 0.0 | 830 | 1969 | 0.0 | 960 | 4267 | 0.0 |
| 445 | 140126 | 2.9 | 575 | 125968 | 78.4 | 705 | 12309 | 0.0 | 835 | 1917 | 0.0 | 965 | 2034 | 0.0 |
| 450 | 102339 | 2.7 | 580 | 127613 | 75.8 | 710 | 11142 | 0.0 | 840 | 2248 | 0.0 | 970 | 3586 | 0.0 |
| 455 | 58751 | 2.0 | 585 | 129466 | 71.9 | 715 | 10143 | 0.0 | 845 | 2266 | 0.0 | 975 | 2505 | 0.0 |
| 460 | 36892 | 1.5 | 590 | 128813 | 66.6 | 720 | 9072 | 0.0 | 850 | 2558 | 0.0 | 980 | 2666 | 0.0 |
| 465 | 24637 | 1.3 | 595 | 126387 | 59.9 | 725 | 8130 | 0.0 | 855 | 2767 | 0.0 | 985 | 2934 | 0.0 |
| 470 | 16738 | 1.0 | 600 | 123477 | 53.2 | 730 | 7149 | 0.0 | 860 | 2826 | 0.0 | 990 | 4120 | 0.0 |
| 475 | 13456 | 1.1 | 605 | 118718 | 46.0 | 735 | 6311 | 0.0 | 865 | 2385 | 0.0 | 995 | 3858 | 0.0 |
| 480 | 13081 | 1.2 | 610 | 112091 | 38.5 | 740 | 5711 | 0.0 | 870 | 3194 | 0.0 | 1000 | 3405 | 0.0 |
| 485 | 14734 | 1.7 | 615 | 105039 | 31.7 | 745 | 5111 | 0.0 | 875 | 3189 | 0.0 | | | |

REPORT NUMBER: SP1-2101-121-2

Scotopic Flux vs. Wavelength



Scotopic Lumens: 10425.8 S/P: 1.47

| λ (nm) | Power (µW/nm) | Lumens (φ/nm) | λ (nm) | Power (µW/nm) | Lumens (φ/nm) | λ (nm) | Power (µW/nm) | Lumens (φ/nm) | λ (nm) | Power (µW/nm) | Lumens (φ/nm) | λ (nm) | Power (µW/nm) | Lumens (φ/nm) |
|--------|---------------|---------------|--------|---------------|---------------|--------|---------------|---------------|--------|---------------|---------------|--------|---------------|---------------|
| 360 | 2304 | 0.0 | 490 | 19043 | 29.3 | 620 | 97577 | 1.2 | 750 | 4830 | 0.0 | 880 | 3505 | 0.0 |
| 365 | 2150 | 0.0 | 495 | 26606 | 43.0 | 625 | 90158 | 0.8 | 755 | 4664 | 0.0 | 885 | 2991 | 0.0 |
| 370 | 2146 | 0.0 | 500 | 36376 | 60.8 | 630 | 82240 | 0.5 | 760 | 4006 | 0.0 | 890 | 2327 | 0.0 |
| 375 | 2332 | 0.0 | 505 | 47714 | 81.1 | 635 | 74361 | 0.3 | 765 | 3715 | 0.0 | 895 | 2775 | 0.0 |
| 380 | 2527 | 0.0 | 510 | 58741 | 99.6 | 640 | 66994 | 0.2 | 770 | 3696 | 0.0 | 900 | 2141 | 0.0 |
| 385 | 2304 | 0.0 | 515 | 68716 | 113.9 | 645 | 60405 | 0.1 | 775 | 3117 | 0.0 | 905 | 2421 | 0.0 |
| 390 | 2064 | 0.0 | 520 | 77136 | 122.6 | 650 | 53806 | 0.1 | 780 | 3062 | 0.0 | 910 | 2200 | 0.0 |
| 395 | 1856 | 0.0 | 525 | 83567 | 125.0 | 655 | 47610 | 0.0 | 785 | 2907 | 0.0 | 915 | 2716 | 0.0 |
| 400 | 1856 | 0.0 | 530 | 89283 | 123.1 | 660 | 42018 | 0.0 | 790 | 2655 | 0.0 | 920 | 2656 | 0.0 |
| 405 | 2374 | 0.1 | 535 | 94097 | 117.3 | 665 | 36742 | 0.0 | 795 | 2467 | 0.0 | 925 | 2671 | 0.0 |
| 410 | 4084 | 0.2 | 540 | 96845 | 107.0 | 670 | 32105 | 0.0 | 800 | 2609 | 0.0 | 930 | 3292 | 0.0 |
| 415 | 8543 | 0.9 | 545 | 100829 | 96.7 | 675 | 27946 | 0.0 | 805 | 2293 | 0.0 | 935 | 3188 | 0.0 |
| 420 | 18394 | 3.0 | 550 | 105648 | 86.4 | 680 | 24146 | 0.0 | 810 | 2188 | 0.0 | 940 | 1997 | 0.0 |
| 425 | 37987 | 9.3 | 555 | 110017 | 75.2 | 685 | 21191 | 0.0 | 815 | 2386 | 0.0 | 945 | 2623 | 0.0 |
| 430 | 67605 | 23.0 | 560 | 114586 | 64.0 | 690 | 18544 | 0.0 | 820 | 2712 | 0.0 | 950 | 2969 | 0.0 |
| 435 | 102160 | 45.7 | 565 | 118987 | 53.4 | 695 | 16058 | 0.0 | 825 | 2473 | 0.0 | 955 | 2277 | 0.0 |
| 440 | 135103 | 75.5 | 570 | 122326 | 43.2 | 700 | 14133 | 0.0 | 830 | 1969 | 0.0 | 960 | 4267 | 0.0 |
| 445 | 140126 | 93.8 | 575 | 125968 | 34.3 | 705 | 12309 | 0.0 | 835 | 1917 | 0.0 | 965 | 2034 | 0.0 |
| 450 | 102339 | 79.3 | 580 | 127613 | 26.3 | 710 | 11142 | 0.0 | 840 | 2248 | 0.0 | 970 | 3586 | 0.0 |
| 455 | 58751 | 51.3 | 585 | 129466 | 19.8 | 715 | 10143 | 0.0 | 845 | 2266 | 0.0 | 975 | 2505 | 0.0 |
| 460 | 36892 | 35.6 | 590 | 128813 | 14.3 | 720 | 9072 | 0.0 | 850 | 2558 | 0.0 | 980 | 2666 | 0.0 |
| 465 | 24637 | 26.0 | 595 | 126387 | 10.1 | 725 | 8130 | 0.0 | 855 | 2767 | 0.0 | 985 | 2934 | 0.0 |
| 470 | 16738 | 19.3 | 600 | 123477 | 7.0 | 730 | 7149 | 0.0 | 860 | 2826 | 0.0 | 990 | 4120 | 0.0 |
| 475 | 13456 | 16.8 | 605 | 118718 | 4.7 | 735 | 6311 | 0.0 | 865 | 2385 | 0.0 | 995 | 3858 | 0.0 |
| 480 | 13081 | 17.7 | 610 | 112091 | 3.0 | 740 | 5711 | 0.0 | 870 | 3194 | 0.0 | 1000 | 3405 | 0.0 |
| 485 | 14734 | 21.4 | 615 | 105039 | 1.9 | 745 | 5111 | 0.0 | 875 | 3189 | 0.0 | | | |

REPORT NUMBER: SP1-2101-121-2

Melanopic Flux vs. Wavelength



Melanopic Lumens: 3927.2 M/P: 0.55

| λ (nm) | Power (µW/nm) | Lumens (φ/nm) | λ (nm) | Power (µW/nm) | Lumens (φ/nm) | λ (nm) | Power (µW/nm) | Lumens (φ/nm) | λ (nm) | Power (µW/nm) | Lumens (φ/nm) | λ (nm) | Power (µW/nm) | Lumens (φ/nm) |
|--------|---------------|---------------|--------|---------------|---------------|--------|---------------|---------------|--------|---------------|---------------|--------|---------------|---------------|
| 360 | 2304 | 0.0 | 490 | 19043 | 15.8 | 620 | 97577 | 0.1 | 750 | 4830 | 0.0 | 880 | 3505 | 0.0 |
| 365 | 2150 | 0.0 | 495 | 26606 | 22.0 | 625 | 90158 | 0.0 | 755 | 4664 | 0.0 | 885 | 2991 | 0.0 |
| 370 | 2146 | 0.0 | 500 | 36376 | 29.2 | 630 | 82240 | 0.0 | 760 | 4006 | 0.0 | 890 | 2327 | 0.0 |
| 375 | 2332 | 0.0 | 505 | 47714 | 36.6 | 635 | 74361 | 0.0 | 765 | 3715 | 0.0 | 895 | 2775 | 0.0 |
| 380 | 2527 | 0.0 | 510 | 58741 | 42.2 | 640 | 66994 | 0.0 | 770 | 3696 | 0.0 | 900 | 2141 | 0.0 |
| 385 | 2304 | 0.0 | 515 | 68716 | 44.9 | 645 | 60405 | 0.0 | 775 | 3117 | 0.0 | 905 | 2421 | 0.0 |
| 390 | 2064 | 0.0 | 520 | 77136 | 44.9 | 650 | 53806 | 0.0 | 780 | 3062 | 0.0 | 910 | 2200 | 0.0 |
| 395 | 1856 | 0.0 | 525 | 83567 | 42.4 | 655 | 47610 | 0.0 | 785 | 2907 | 0.0 | 915 | 2716 | 0.0 |
| 400 | 1856 | 0.0 | 530 | 89283 | 38.6 | 660 | 42018 | 0.0 | 790 | 2655 | 0.0 | 920 | 2656 | 0.0 |
| 405 | 2374 | 0.0 | 535 | 94097 | 33.9 | 665 | 36742 | 0.0 | 795 | 2467 | 0.0 | 925 | 2671 | 0.0 |
| 410 | 4084 | 0.2 | 540 | 96845 | 28.3 | 670 | 32105 | 0.0 | 800 | 2609 | 0.0 | 930 | 3292 | 0.0 |
| 415 | 8543 | 0.6 | 545 | 100829 | 23.4 | 675 | 27946 | 0.0 | 805 | 2293 | 0.0 | 935 | 3188 | 0.0 |
| 420 | 18394 | 2.1 | 550 | 105648 | 19.0 | 680 | 24146 | 0.0 | 810 | 2188 | 0.0 | 940 | 1997 | 0.0 |
| 425 | 37987 | 5.9 | 555 | 110017 | 14.8 | 685 | 21191 | 0.0 | 815 | 2386 | 0.0 | 945 | 2623 | 0.0 |
| 430 | 67605 | 14.3 | 560 | 114586 | 11.3 | 690 | 18544 | 0.0 | 820 | 2712 | 0.0 | 950 | 2969 | 0.0 |
| 435 | 102160 | 27.3 | 565 | 118987 | 8.4 | 695 | 16058 | 0.0 | 825 | 2473 | 0.0 | 955 | 2277 | 0.0 |
| 440 | 135103 | 45.1 | 570 | 122326 | 6.0 | 700 | 14133 | 0.0 | 830 | 1969 | 0.0 | 960 | 4267 | 0.0 |
| 445 | 140126 | 55.3 | 575 | 125968 | 4.2 | 705 | 12309 | 0.0 | 835 | 1917 | 0.0 | 965 | 2034 | 0.0 |
| 450 | 102339 | 47.2 | 580 | 127613 | 2.9 | 710 | 11142 | 0.0 | 840 | 2248 | 0.0 | 970 | 3586 | 0.0 |
| 455 | 58751 | 30.8 | 585 | 129466 | 1.9 | 715 | 10143 | 0.0 | 845 | 2266 | 0.0 | 975 | 2505 | 0.0 |
| 460 | 36892 | 21.7 | 590 | 128813 | 1.3 | 720 | 9072 | 0.0 | 850 | 2558 | 0.0 | 980 | 2666 | 0.0 |
| 465 | 24637 | 16.1 | 595 | 126387 | 0.8 | 725 | 8130 | 0.0 | 855 | 2767 | 0.0 | 985 | 2934 | 0.0 |
| 470 | 16738 | 12.0 | 600 | 123477 | 0.5 | 730 | 7149 | 0.0 | 860 | 2826 | 0.0 | 990 | 4120 | 0.0 |
| 475 | 13456 | 10.3 | 605 | 118718 | 0.3 | 735 | 6311 | 0.0 | 865 | 2385 | 0.0 | 995 | 3858 | 0.0 |
| 480 | 13081 | 10.5 | 610 | 112091 | 0.2 | 740 | 5711 | 0.0 | 870 | 3194 | 0.0 | 1000 | 3405 | 0.0 |
| 485 | 14734 | 12.1 | 615 | 105039 | 0.1 | 745 | 5111 | 0.0 | 875 | 3189 | 0.0 | | | |

Summary

$R_f = 71.7$
 $R_g = 96.9$
 CIE $R_a = 71.2$
 $R_g = -29.7$



Color Vector Graphics



Individual Sample Fidelity Index ($R_{f,i}$)

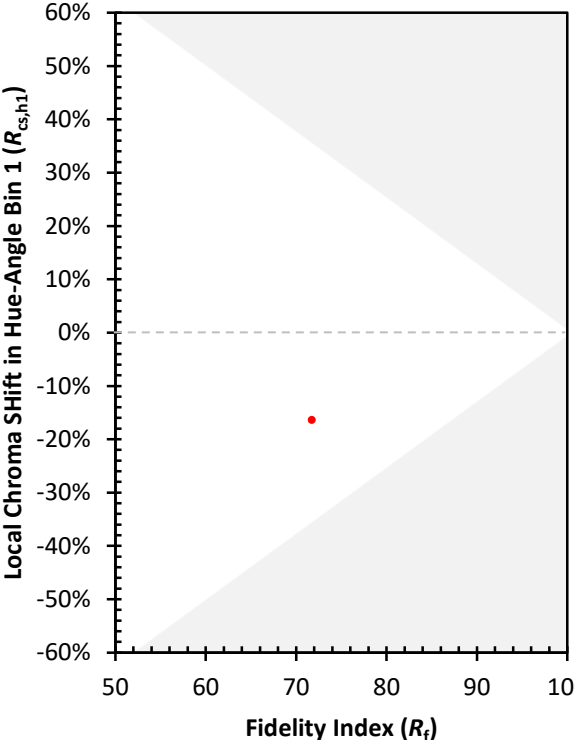
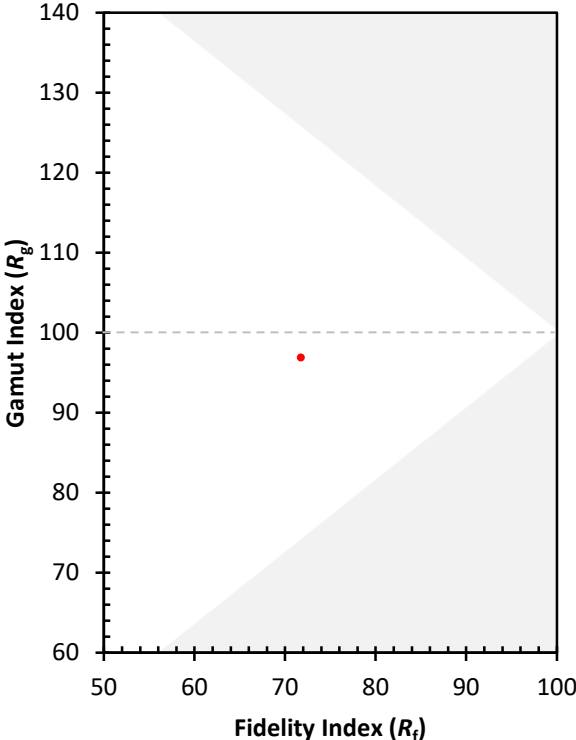
| | | | |
|------------|------------|------------|------------|
| CES01 = 85 | CES26 = 55 | CES51 = 86 | CES76 = 45 |
| CES02 = 61 | CES27 = 80 | CES52 = 87 | CES77 = 68 |
| CES03 = 30 | CES28 = 79 | CES53 = 74 | CES78 = 49 |
| CES04 = 70 | CES29 = 51 | CES54 = 81 | CES79 = 77 |
| CES05 = 47 | CES30 = 60 | CES55 = 80 | CES80 = 75 |
| CES06 = 50 | CES31 = 56 | CES56 = 69 | CES81 = 75 |
| CES07 = 40 | CES32 = 52 | CES57 = 67 | CES82 = 90 |
| CES08 = 39 | CES33 = 62 | CES58 = 69 | CES83 = 85 |
| CES09 = 29 | CES34 = 65 | CES59 = 86 | CES84 = 87 |
| CES10 = 74 | CES35 = 81 | CES60 = 91 | CES85 = 83 |
| CES11 = 57 | CES36 = 92 | CES61 = 85 | CES86 = 72 |
| CES12 = 63 | CES37 = 74 | CES62 = 81 | CES87 = 77 |
| CES13 = 42 | CES38 = 69 | CES63 = 72 | CES88 = 77 |
| CES14 = 74 | CES39 = 92 | CES64 = 69 | CES89 = 72 |
| CES15 = 71 | CES40 = 86 | CES65 = 64 | CES90 = 75 |
| CES16 = 46 | CES41 = 84 | CES66 = 63 | CES91 = 91 |
| CES17 = 49 | CES42 = 75 | CES67 = 60 | CES92 = 66 |
| CES18 = 56 | CES43 = 70 | CES68 = 67 | CES93 = 80 |
| CES19 = 72 | CES44 = 98 | CES69 = 77 | CES94 = 56 |
| CES20 = 65 | CES45 = 80 | CES70 = 57 | CES95 = 72 |
| CES21 = 86 | CES46 = 77 | CES71 = 53 | CES96 = 78 |
| CES22 = 78 | CES47 = 74 | CES72 = 84 | CES97 = 83 |
| CES23 = 92 | CES48 = 66 | CES73 = 47 | CES98 = 73 |
| CES24 = 91 | CES49 = 76 | CES74 = 96 | CES99 = 63 |
| CES25 = 72 | CES50 = 85 | CES75 = 52 | |



Color Rendition by Hue-Angle Bin



Measure Comparisons



(END OF REPORT)